

Technical Icons for Taps & Showers to be used in conjunction with the UWLA









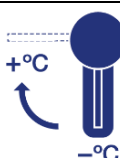


Testing and qualifying criteria can be found in the Taps and Showers Scheme criteria Chapter 10

June 2021

The Unified Water Label, an industry led voluntary initiative, has developed a portfolio of technical icons to be used in conjunction with the technical and marketing criteria of the scheme.

The purpose of the technical icon is to further promote additional features that when used correctly can enhance efficiency benefits. The criteria, where applicable, can be found within the relevant technical criteria of the scheme.

Artwork for the technical icons are available from the portfolio of labelling artwork on the website www.UWLA.eu

Technology	Description	Associated Icon	Applicable to
Thermostatic	Must meet the requirements set in chapter 12.8 of taps and showers technical criteria.		Taps and Shower systems that meet EN 1111 and/or EN 1287
Shower Set	Including Hand sets and Spray Handset		Bath/Shower Taps and Shower Systems
Boost	The boost function is a water and energy saving feature. It allows for a temporary increase in flowrate that enables the user to more easily undertake a specific action. The boost function must auto return after flow control is turned off. Must meet the requirements set in chapter 12.1 of taps and showers technical criteria.		Showers/Taps
Water Break	Additional force/action required – can be in the same plane as normal opening function. Does not need to be auto return as this is assured by closing the flow. Must meet the requirements set in chapter 12.10 of taps and showers technical criteria		Tap and Shower Systems
Single Lever Mixer Taps	Standard dual flow mixer taps		Single Lever Taps
Timed Flow	The time flow function is a water and energy saving feature for taps that have a variable or fixed concussive timed flow. Must meet the requirements set in chapter 12.9 of taps and showers technical criteria		Tap and Shower Systems
Shower Hand set	Handheld shower with hose		Handheld shower with hose
Sensor Function	If proximity or motion sensing – auto off after removal of hands. Must meet the requirements set in chapter 12.4 of taps and showers technical criteria		Tap and Shower Systems
Cold Start	Use of a specific cold start function can reduce the unintended use of hot water (that could be wasteful). Must meet the requirements set in chapter 12.2 of taps and showers technical criteria		Taps: - Single Lever - Combination Taps - Pillar taps
Extendable Spout	Kitchen taps that use an extendable Spout		Kitchen Taps
Kitchen Tap	Conventional Kitchen Mixer Taps		Kitchen Taps